










## Year 3 Summer 2 - Homework Menu

Below is a table of homework activities for you to choose from each week. Over the half term you must complete at least one English task and one maths task. You may choose to complete all of the activities if you wish to do so, but the minimum expectation is for one to be completed each week. Any projects completed as part of the curriculum tasks can be brought into school the week of the 15<sup>th</sup> July to be shared.

Mirodo link - <https://app.mirodoeducation.com/school/login> Your log in is stuck in the front of your **READING RECORD BOOK.**

**Remember you need to read at home 5 times a week.**

You can also log on to TTRockstars to practise your times tables - by the end of Year 3 you should know the 2, 5, 10, 3, 4 and 8s. <https://trockstars.com/>  
 You can also use the online game 'Hit the Button' to practise. <https://www.topmarks.co.uk/maths-games/hit-the-button>

<p style="text-align: center;"><u>English Task 1</u></p> <p>Log on to Mirodo and complete the questions linked to <b>words with apostrophes</b></p>	<p style="text-align: center;"><u>English Task 2</u></p> <p>Log on to Mirodo and complete the questions linked to <b>shun and shus</b></p>	<p style="text-align: center;"><u>English Task 3</u></p> <p>Log on to Mirodo and complete the questions linked to <b>confusing words</b></p>
<p style="text-align: center;"><u>Maths Task 1</u></p> <p>Log on to Mirodo and complete the questions linked to <b>properties of 2D shapes</b></p>	<p style="text-align: center;"><u>Maths Task 2</u></p> <p>Log on to Mirodo and complete the questions linked to <b>compare and sort 2D shapes</b></p>	<p style="text-align: center;"><u>Maths Task 3</u></p> <p>Log on to Mirodo and complete the questions linked to <b>horizontal and vertical lines</b></p>
<p style="text-align: center;"><u>Curriculum Task 1</u> <u>Science</u></p> <p>In Science we will be learning about our skeletons and bones. Make (and label if you wish) a skeleton using any resources that you like. This could be collage, straws, pasta etc.</p> <div style="display: flex; justify-content: space-around;">   </div> <div style="text-align: center; margin-top: 10px;">  </div>	<p style="text-align: center;"><u>Curriculum Task 2</u> <u>Design Technology</u></p> <p>In D.T we will be designing and making our own packaging. Look at the food packaging of different items in your house. Find some that have unusual shapes or pictures and lettering that you really like. Bring these into school by the 17<sup>th</sup> of June ready to share in our DT lesson.</p> <div style="display: flex; justify-content: center; align-items: center; gap: 20px;">   </div>	<p style="text-align: center;"><u>Curriculum Task 3</u> <u>Geography</u></p> <p>In Geography we will be learning about cities and comparing Milton Keynes and Brasilia. Create an information book, poster or presentation filled with interesting facts about one of these cities.</p> <div style="display: flex; justify-content: space-around; margin-top: 10px;">   </div>