






Year 3 Autumn 2 – Homework Menu

Below is a table of homework activities for you to choose from each week. Over the half term you must complete at least one English task and one maths task. You may choose to complete all of the activities if you wish to do so, but the minimum expectation is for one to be completed each week. Any projects completed as part of the curriculum tasks can be brought into school the week of the 16th December to be shared.

Mirodo link - <https://app.mirodoeducation.com/school/login>

Remember your username and password is stuck in the front of your **READING RECORD BOOK**.

<p style="text-align: center;"><u>English Task 1</u></p> <p>Log on to Mirodo and complete the 'Identify verbs' questions.</p>	<p style="text-align: center;"><u>English Task 2</u></p> <p>Log on to Mirodo and complete the 'use ly to turn adjectives into adverbs' questions.</p>	<p style="text-align: center;"><u>English Task 3</u></p> <p>Log on to Mirodo and complete the 'identifying questions' questions.</p>
<p style="text-align: center;"><u>Maths Task 1</u></p> <p>Log on to Mirodo and complete the 'Find 10 more or 10 less' questions.</p>	<p style="text-align: center;"><u>Maths Task 2</u></p> <p>Log on to Mirodo and complete the 'Use column method to add & subtract up to 3 digits' questions.</p>	<p style="text-align: center;"><u>Maths Task 3</u></p> <p>Log on to Mirodo and complete the 'Solve problems using images' questions.</p>
<p style="text-align: center;"><u>Curriculum Task 1</u></p> <p>Create a model of Stonehenge using whatever you like. This could be cardboard, Lego or even biscuits.</p> <p>Take a photo to show to the class OR if it's stable enough bring the model in for everyone to see.</p> 	<p style="text-align: center;"><u>Curriculum Task 2</u></p> <p>Imagine you have been on a trip to see Stonehenge.</p> <p>Write a postcard back to the class telling them all about it.</p> <p>You could use the template on Purplemash. This has been set as a To Do. Click on the bell.</p> <p>https://www.purplemash.com/#tab/home</p> 	<p style="text-align: center;"><u>Curriculum Task 3</u></p> <p>Create a moving picture. This could be a pop-up card or any image you like where some part moves.</p> <p>Use your learning about linkages and levers in DT to help you.</p> 

Remember that as part of your homework you need to read at least 4 times a week at home (Please record this in your Reading Record). You should also practice your times tables. In Year 3 you need to know your 2, 3, 4, 5, 8 and 10 times tables off by heart.

You can use Hit the Button or Times Tables Rock Stars to practice your times tables.

<https://www.topmarks.co.uk/maths-games/hit-the-button>

<https://play.ttrockstars.com/auth/school/student>